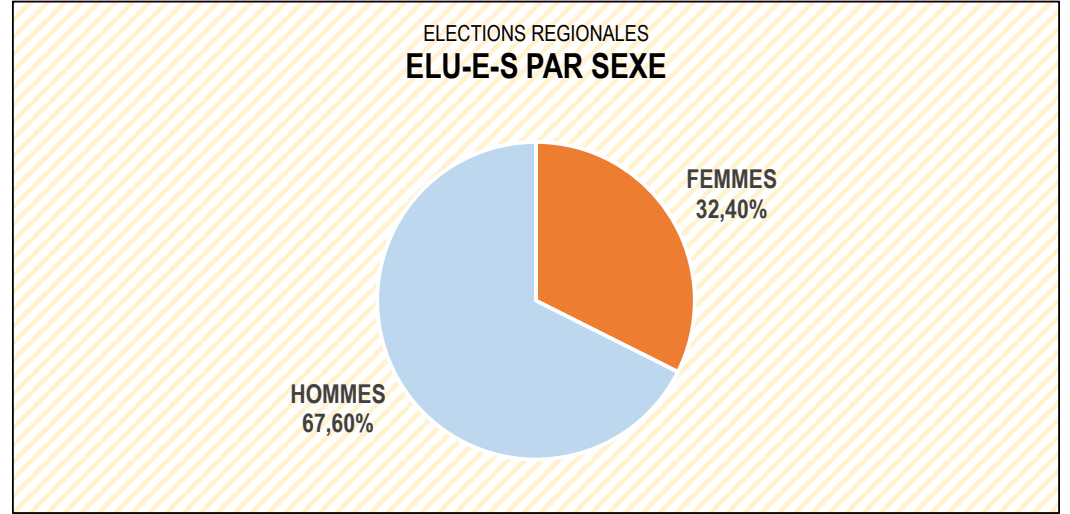
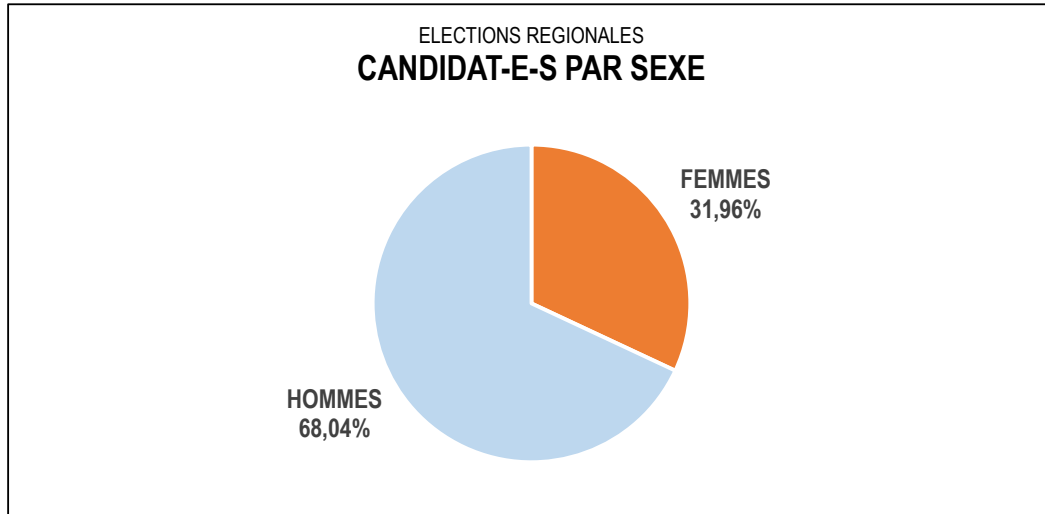


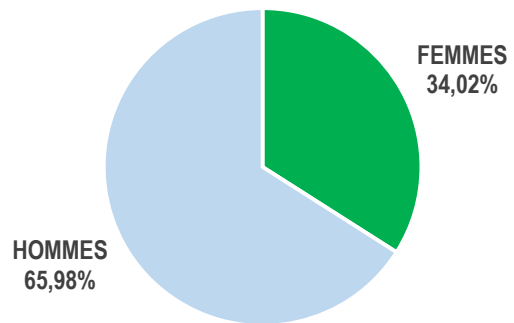


STATISTIQUES DES CANDIDAT-E-S ET DES ELU-E-S PAR SEXE

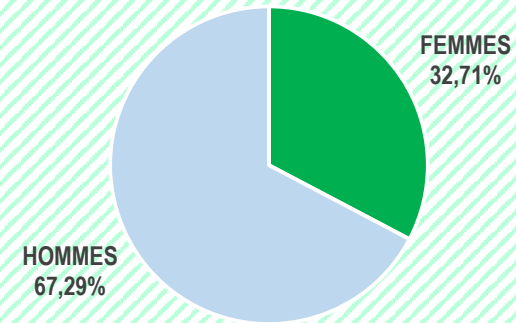
ELECTIONS	NOMBRE DE CANDIDAT-E-S	CANDIDAT-E-S / SEXE				NOMBRE D'ELU-E-S	ELU-E-S / SEXE			
		FEMMES		HOMMES			FEMMES		HOMMES	
ELECTION DES CONSEILLER-E-S REGIONAUX-NALES	5 225	1 670	31,96%	3 555	68,04%	1 750	567	32,40%	1 183	67,60%
ELECTION DES CONSEILLER-E-S MUNICIPAUX-PALES	30084	10 235	34,02%	19 849	65,98%	7 682	2 513	32,71%	5 169	67,29%
ELECTION DES SENATEURS-TRICES	242	28	11,57%	214	88,43%	64	10	15,63%	54	84,38%
TOTAL GENERAL	35551	11 933	33,57%	23 404	65,83%	9 496	3 090	32,54%	6 406	67,46%



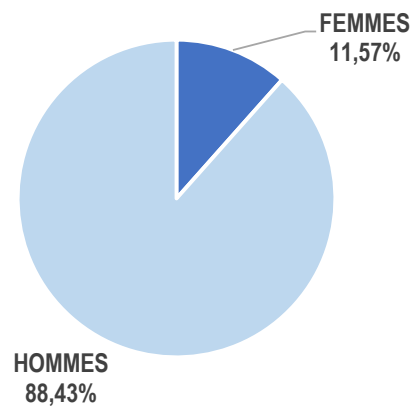
ELECTIONS MUNICIPALES
CANDIDAT-E-S PAR SEXE



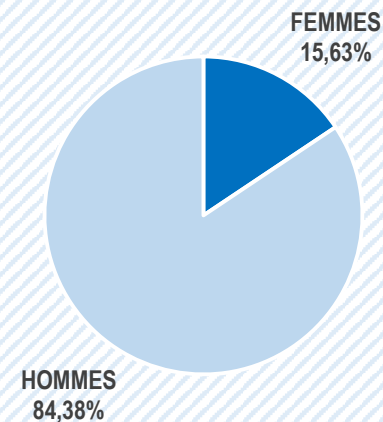
ELECTIONS MUNICIPALES
ELU-E-S PAR SEXE



ELECTION SENATORIALE
CANDIDAT-E-S PAR SEXE

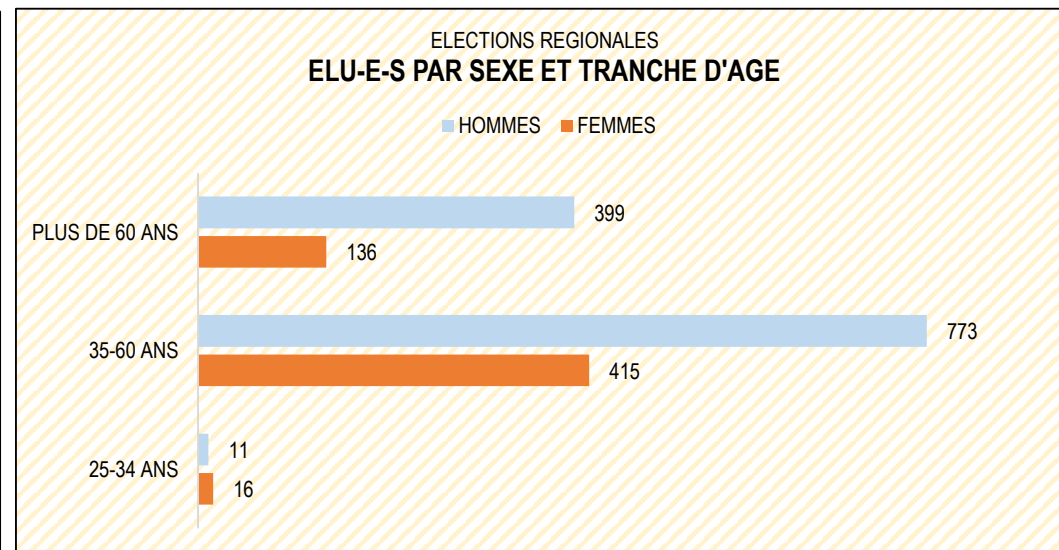
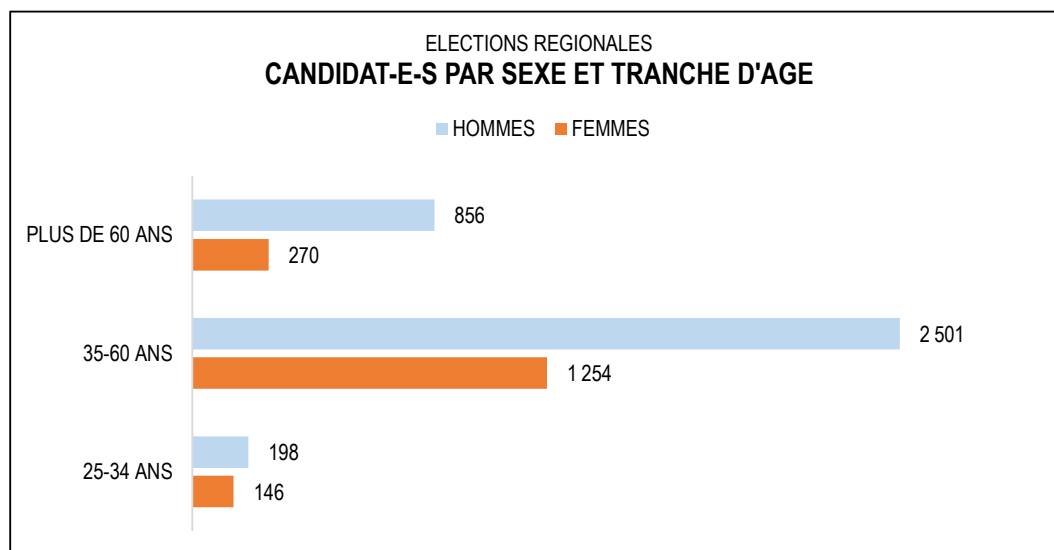


ELECTION SENATORIALE
ELU-E-S PAR SEXE



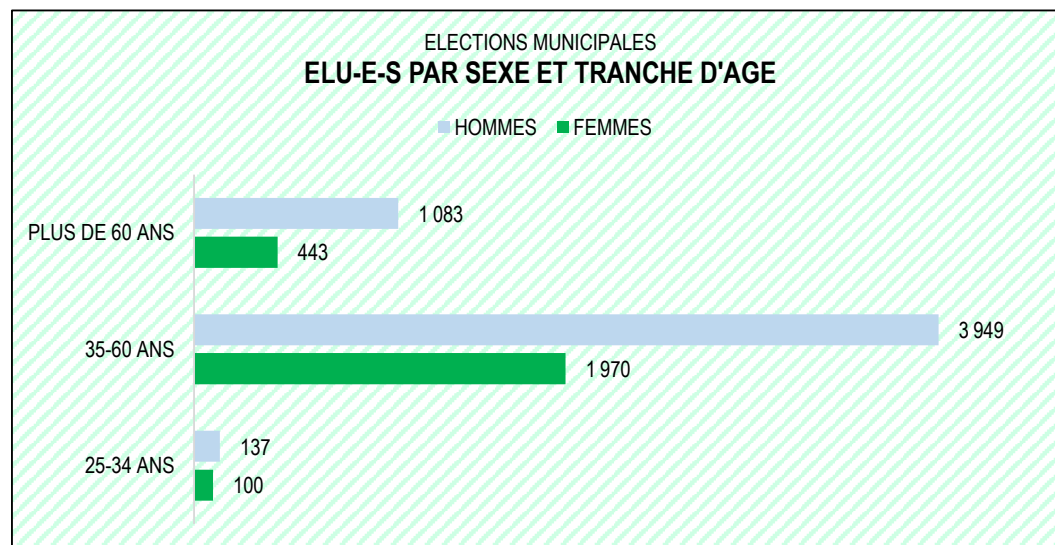
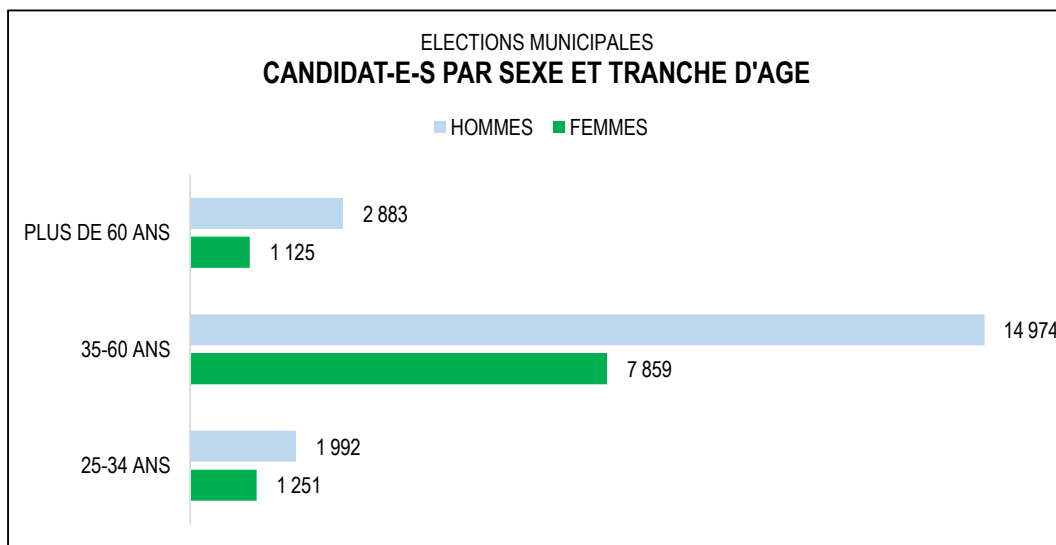
STATISTIQUES DES CANDIDAT-E-S ET DES ELU-E-S PAR SEXE ET TRANCHE D'AGE

TRANCHE D'AGE	NOMBRE DE CANDIDAT-E-S	CANDIDAT-E-S / SEXE				NOMBRE D'ELU-E-S	ELU-E-S / SEXE			
		FEMMES		HOMMES			FEMMES		HOMMES	
25-34 ANS	344	146	8,74%	198	5,57%	27	16	2,82%	11	0,93%
35-60 ANS	3 755	1 254	75,09%	2 501	70,35%	1 188	415	73,19%	773	65,34%
PLUS DE 60 ANS	1 126	270	16,17%	856	24,08%	535	136	23,99%	399	33,73%
TOTAL GENERAL	5 225	1 670	100%	3 555	100%	1 750	567	100%	1 183	100%



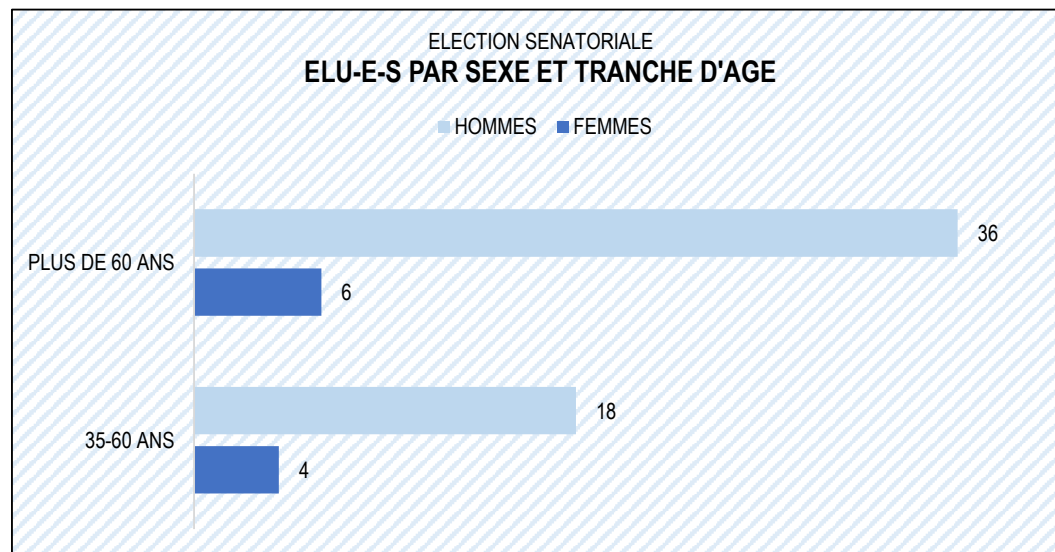
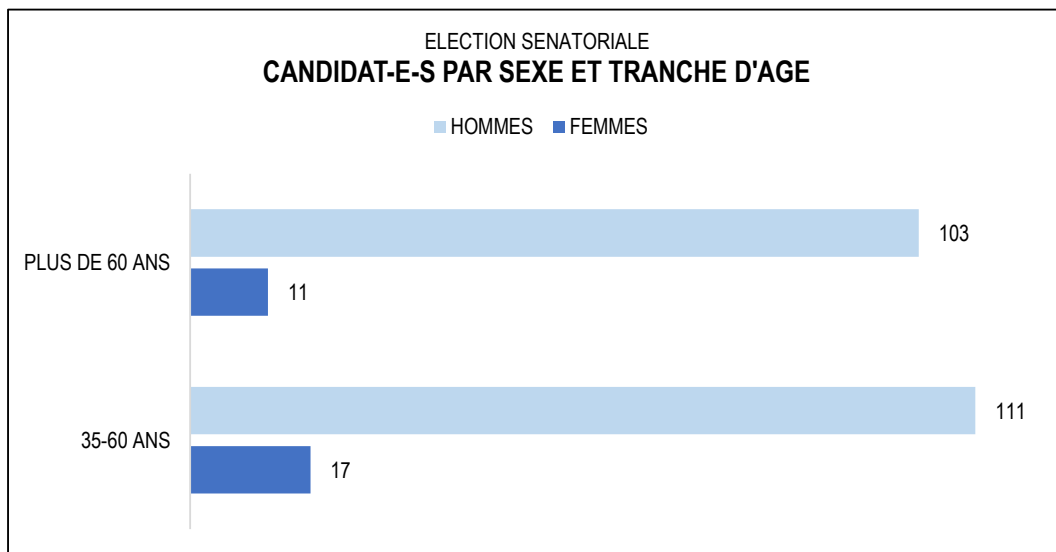
STATISTIQUES DES CANDIDAT-E-S ET DES ELU-E-S PAR SEXE ET TRANCHE D'AGE

TRANCHE D'AGE	NOMBRE DE CANDIDAT-E-S	CANDIDAT-E-S / SEXE				NOMBRE D'ELU-E-S	ELU-E-S / SEXE			
		FEMMES		HOMMES			FEMMES		HOMMES	
25-34 ANS	3 243	1 251	12,22%	1 992	10,04%	237	100	3,98%	137	2,65%
35-60 ANS	22 833	7 859	76,79%	14 974	75,44%	5 919	1 970	78,39%	3 949	76,40%
PLUS DE 60 ANS	4 008	1 125	10,99%	2 883	14,52%	1 526	443	17,63%	1 083	20,95%
TOTAL GENERAL	30 084	10 235	100%	19 849	100%	7 682	2 513	100%	5 169	100%



STATISTIQUES DES CANDIDAT-E-S ET DES ELU-E-S PAR SEXE ET TRANCHE D'AGE

TRANCHE D'AGE	NOMBRE DE CANDIDAT-E-S	CANDIDAT-E-S / SEXE				NOMBRE D'ELU-E-S	ELU-E-S / SEXE			
		FEMMES		HOMMES			FEMMES		HOMMES	
35-60 ANS	128	17	60,71%	111	51,87%	22	4	40,00%	18	33,33%
PLUS DE 60 ANS	114	11	39,29%	103	48,13%	42	6	60,00%	36	66,67%
TOTAL GENERAL	242	28	100%	214	100%	64	10	100%	54	100%





CLASSEMENT DES PARTIS/GROUPEMENTS POLITIQUES PAR % DE FEMMES CANDIDATES

RANG	PARTI/GROUPEMENT POLITIQUE	NOMBRE DE CANDIDAT-E-S	CANDIDAT-E-S / SEXE			
			FEMMES		HOMMES	
1	REEL.CI (RESEAU DES ELECTEURS LIBRES DE COTE D IVOIRE)	65	23	35,38%	42	64,62%
2	FPI (FRONT POPULAIRE IVOIRIEN)	90	30	33,33%	60	66,67%
3	PDCI-RDA (PARTI DEMOCRATIQUE DE COTE D IVOIRE - RASSEMBLEMENT DEMOCRATIQUE AFRICAIN)	1 075	351	32,65%	724	67,35%
4	INDEPENDANTS (ENSEMBLE DES CANDIDATURES INDEPENDANTES)	1 290	418	32,40%	872	67,60%
5	AIRD	65	21	32,31%	44	67,69%
6	RHDP (RASSEMBLEMENT DES HOUPHOUETISTES POUR LA DEMOCRATIE ET LA PAIX)	1 705	536	31,44%	1 169	68,56%
7	PPA-CI (PARTI DES PEUPLES AFRICAINS - COTE D IVOIRE)	490	154	31,43%	336	68,57%
8	PDCI-RDA/PPA-CI	445	137	30,79%	308	69,21%
	TOTAL GENERAL	5 225	1 670	31,96%	3 555	68,04%

CLASSEMENT DES PARTIS/GROUPEMENTS POLITIQUES PAR % DE FEMMES CANDIDATES

RANG	PARTI/GROUPEMENT POLITIQUE	NOMBRE DE CANDIDAT-E-S	CANDIDAT-E-S / SEXE			
			FEMMES		HOMMES	
1	MSC (MOUVEMENT SOLIDARITE CITOYENNE)	75	44	58,67%	31	41,33%
2	PDL (PARTI DEMOCRATIQUE LIBERAL)	50	27	54,00%	23	46,00%
3	PPR (PLATE-FORME DES PARTIS REPUBLICAINS)	35	18	51,43%	17	48,57%
4	REEL.CI (RESEAU DES ELECTEURS LIBRES DE COTE D IVOIRE)	65	27	41,54%	38	58,46%
5	FAP (FORCES AUX PEUPLES)	85	33	38,82%	52	61,18%
5	MGC (MOUVEMENT DES GENERATIONS CAPABLES)	85	33	38,82%	52	61,18%
7	FPI (FRONT POPULAIRE IVOIRIEN)	446	164	36,77%	282	63,23%
8	PDCI-RDA (PARTI DEMOCRATIQUE DE COTE D IVOIRE - RASSEMBLEMENT DEMOCRATIQUE AFRICAIN)	3 777	1 288	34,95%	2 489	67,69%
9	INDEPENDANTS (ENSEMBLE DES CANDIDATURES INDEPENDANTES)	13 892	4 837	34,78%	9 055	65,22%
10	PPA-CI (PARTI DES PEUPLES AFRICAINS - COTE D IVOIRE)	1 942	656	33,78%	1 286	66,22%
11	PDCI-RDA/PPA-CI	1 922	633	32,86%	1 289	67,14%
12	UDCY-CDI	28	9	32,14%	19	67,86%
13	RHDP (RASSEMBLEMENT DES HOUPHOUETISTES POUR LA DEMOCRATIE ET LA PAIX)	7 682	2 466	32,07%	5 216	67,93%
	TOTAL GENERAL	30 084	10 235	34,02%	19 849	65,98%



CLASSEMENT DES PARTIS/GROUPEMENTS POLITIQUES PAR % DE FEMMES CANDIDATES

RANG	PARTI/GROUPEMENT POLITIQUE	NOMBRE DE CANDIDAT-E-S	CANDIDAT-E-S / SEXE			
			FEMMES		HOMMES	
1	RHDP (RASSEMBLEMENT DES HOUPHOUETISTES POUR LA DEMOCRATIE ET LA PAIX)	66	11	16,67%	55	83,33%
2	INDEPENDANTS (ENSEMBLE DES CANDIDATURES INDEPENDANTES)	92	12	13,04%	80	86,96%
3	PPA-CI (PARTI DES PEUPLES AFRICAINS - COTE D IVOIRE)	32	3	9,38%	29	90,63%
4	PDCI-RDA (PARTI DEMOCRATIQUE DE COTE D IVOIRE - RASSEMBLEMENT DEMOCRATIQUE AFRICAIN)	34	2	5,88%	32	94,12%
5	FPI (FRONT POPULAIRE IVOIRIEN)	6		0,00%	6	100%
5	PDCI-RDA/PPA-CI	12		0,00%	12	100%
	TOTAL GENERAL	242	28	11,57%	214	88,43%

CLASSEMENT DES REGIONS PAR % DE FEMMES CANDIDATES

RANG	REGION	NOMBRE DE CANDIDAT-E-S	CANDIDAT-E-S / SEXE			
			FEMMES		HOMMES	
1	FOLON	140	51	36,43%	89	63,57%
2	KABADOUGOU	105	38	36,19%	67	63,81%
3	BERE	150	53	35,33%	97	64,67%
4	BELIER	90	31	34,44%	59	65,56%
5	SUD-COMOE	240	79	32,92%	161	67,08%
6	CAVALLY	110	36	32,73%	74	67,27%
6	INDENIE-DJUABLIN	165	54	32,73%	111	67,27%
8	BOUNKANI	135	44	32,59%	91	67,41%
9	GONTOUGO	390	126	32,31%	264	67,69%
9	GUEMON	585	189	32,31%	396	67,69%
11	BAFING	140	45	32,14%	95	67,86%
12	SAN PEDRO	210	67	31,90%	143	68,10%
13	WORODOUGOU	135	43	31,85%	92	68,15%
14	GRANDS PONTS	200	63	31,50%	137	68,50%
15	LOH-DJIBOUA	210	66	31,43%	144	68,57%
15	NAWA	140	44	31,43%	96	68,57%
15	N'ZI	105	33	31,43%	72	68,57%
18	MARAHOUÉ	195	61	31,28%	134	68,72%
19	AGNEBY-TIASSA	240	75	31,25%	165	68,75%
19	GBEKE	160	50	31,25%	110	68,75%
19	TONKPI	160	50	31,25%	110	68,75%
22	MORONOU	90	28	31,11%	62	68,89%
23	HAMBOL	110	34	30,91%	76	69,09%
23	LA ME	110	34	30,91%	76	69,09%
23	TCHOLOGO	55	17	30,91%	38	69,09%
26	PORO	140	43	30,71%	97	69,29%
27	GBOKLE	150	46	30,67%	104	69,33%
28	GOH	195	59	30,26%	136	69,74%
29	BAGOUE	100	30	30,00%	70	70,00%
29	HAUT- SASSANDRA	180	54	30,00%	126	70,00%
29	IFFOU	90	27	30,00%	63	70,00%
	TOTAL GENERAL	5 225	1 670	31,96%	3 555	68,04%

CLASSEMENT DES COMMUNES PAR % DE FEMMES CANDIDATES

RANG	COMMUNE	NOMBRE DE CANDIDAT-E-S	CANDIDAT-E-S / SEXE			
			FEMMES		HOMMES	
1	BOUAKE	195	89	45,64%	106	54,36%
2	YOPOUGON	375	156	41,60%	219	58,40%
3	PLATEAU	112	45	40,18%	67	59,82%
4	DABOU	400	157	39,25%	243	60,75%
5	SEGUJELA	300	116	38,67%	184	61,33%
6	COCODY	520	201	38,65%	319	61,35%
7	BOUNDIALI	70	27	38,57%	43	61,43%
8	ABOBO	300	115	38,33%	185	61,67%
9	DIMBOKRO	175	67	38,29%	108	61,71%
9	GRAND-BASSAM	350	134	38,29%	216	61,71%
11	PORT-BOUET	520	198	38,08%	322	61,92%
12	FRESCO	64	24	37,50%	40	62,50%
12	GBONNE	160	60	37,50%	100	62,50%
12	SIPILLOU	128	48	37,50%	80	62,50%
15	ADIAKE	105	39	37,14%	66	62,86%
15	AGOU	70	26	37,14%	44	62,86%
15	JACQUEVILLE	105	39	37,14%	66	62,86%
15	M'BATTO	175	65	37,14%	110	62,86%
19	SAN-PEDRO	360	133	36,94%	227	63,06%
20	TREICHVILLE	350	129	36,86%	221	63,14%
21	ODIENNE	250	92	36,80%	158	63,20%
22	TOUBA	175	64	36,57%	111	63,43%
23	BEDIALA	140	51	36,43%	89	63,57%
24	GRAND-LAHOUE	245	89	36,33%	156	63,67%
25	YAKASSE-ATTOBROU	105	38	36,19%	67	63,81%
26	BONGOUANOU	280	101	36,07%	179	63,93%
27	ADZOPE	100	36	36,00%	64	64,00%
28	MAN	495	178	35,96%	317	64,04%
29	ETTROKRO	64	23	35,94%	41	64,06%
29	TIORONARADOUGOU	64	23	35,94%	41	64,06%
31	ANYAMA	360	129	35,83%	231	64,17%
32	KOONAN	84	30	35,71%	54	64,29%
33	ADJAME	300	107	35,67%	193	64,33%
34	TAFIRE	96	34	35,42%	62	64,58%
34	TIEME	96	34	35,42%	62	64,58%
36	SINEMATIALI	105	37	35,24%	68	64,76%

RANG	COMMUNE	NOMBRE DE CANDIDAT-E-S	CANDIDAT-E-S / SEXE			
			FEMMES		HOMMES	
37	KOUN-FAO	128	45	35,16%	83	64,84%
38	TAABO	160	56	35,00%	104	65,00%
39	DIVO	495	173	34,95%	322	65,05%
40	SOUBRE	275	96	34,91%	179	65,09%
41	RUBINO	192	67	34,90%	125	65,10%
42	AGBOVILLE	250	87	34,80%	163	65,20%
43	DUEKOUE	440	152	34,55%	288	65,45%
44	BAKO	84	29	34,52%	55	65,48%
45	ZOUAN-HOUNIEN	250	86	34,40%	164	65,60%
46	KONGASSO	128	44	34,38%	84	65,63%
46	MADINANI	96	33	34,38%	63	65,63%
46	MAFERE	96	33	34,38%	63	65,63%
49	DANANE	300	103	34,33%	197	65,67%
50	AZAGUIE	210	72	34,29%	138	65,71%
50	BIANKOUMA	140	48	34,29%	92	65,71%
50	NIAKARAMADOUGOU	70	24	34,29%	46	65,71%
50	OUME	105	36	34,29%	69	65,71%
50	SEGUELON	140	48	34,29%	92	65,71%
55	BONOUA	300	102	34,00%	198	66,00%
55	HIRE	150	51	34,00%	99	66,00%
55	TOUMODI	100	34	34,00%	66	66,00%
58	BINGERVILLE	330	112	33,94%	218	66,06%
58	GAGNOA	495	168	33,94%	327	66,06%
60	KORO	56	19	33,93%	37	66,07%
61	GUIBEROUA	245	83	33,88%	162	66,12%
62	LOGOUALE	192	65	33,85%	127	66,15%
63	ALEPE	210	71	33,81%	139	66,19%
63	KOUIBLY	210	71	33,81%	139	66,19%
65	BANGOLO	350	118	33,71%	232	66,29%
65	OURAGAHIO	175	59	33,71%	116	66,29%
67	KOUMASSI	300	101	33,67%	199	66,33%
68	SANDEGUE	128	43	33,59%	85	66,41%
69	GRABO	140	47	33,57%	93	66,43%
70	ABOISSO	200	67	33,50%	133	66,50%
70	SIKENSI	200	67	33,50%	133	66,50%
72	BROBO	96	32	33,33%	64	66,67%
72	DJEBONOUA	105	35	33,33%	70	66,67%
72	MARCORY	165	55	33,33%	110	66,67%
72	NIELLE	105	35	33,33%	70	66,67%
72	SANGOUINE	210	70	33,33%	140	66,67%

RANG	COMMUNE	NOMBRE DE CANDIDAT-E-S	CANDIDAT-E-S / SEXE			
			FEMMES		HOMMES	
72	SASSANDRA	210	70	33,33%	140	66,67%
72	SIRASSO	96	32	33,33%	64	66,67%
72	TEHINI	96	32	33,33%	64	66,67%
72	TIASSALE	105	35	33,33%	70	66,67%
72	TOULEPLEU	96	32	33,33%	64	66,67%
72	WOROFILA	96	32	33,33%	64	66,67%
72	YAMOUSOUKRO	300	100	33,33%	200	66,67%
84	BONON	250	83	33,20%	167	66,80%
84	SINFRA	250	83	33,20%	167	66,80%
86	BEOUMI	175	58	33,14%	117	66,86%
86	TIEBISSOU	175	58	33,14%	117	66,86%
88	SATAMA-SOKORO	112	37	33,04%	75	66,96%
89	GRAND-ZATTRY	70	23	32,86%	47	67,14%
89	GUITRY	70	23	32,86%	47	67,14%
89	ZUENOULA	140	46	32,86%	94	67,14%
92	ATTIEGOUAKRO	128	42	32,81%	86	67,19%
92	BOCANDA	64	21	32,81%	43	67,19%
92	BODOKRO	128	42	32,81%	86	67,19%
92	BOOKO	128	42	32,81%	86	67,19%
92	DJEKANOU	64	21	32,81%	43	67,19%
92	DJIBROSSO	128	42	32,81%	86	67,19%
92	KASSERE	64	21	32,81%	43	67,19%
92	MAYO	64	21	32,81%	43	67,19%
92	M'BAHIAKRO	128	42	32,81%	86	67,19%
92	MINIGNAN	64	21	32,81%	43	67,19%
92	NAPIE	128	42	32,81%	86	67,19%
92	TIENINGBOUE	64	21	32,81%	43	67,19%
92	TORTIYA	64	21	32,81%	43	67,19%
105	BLOLEQUIN	250	82	32,80%	168	67,20%
106	KATIOLA	150	49	32,67%	101	67,33%
106	LAKOTA	150	49	32,67%	101	67,33%
106	VAVOUA	300	98	32,67%	202	67,33%
109	BOUAFLE	200	65	32,50%	135	67,50%
110	DABAKALA	105	34	32,38%	71	67,62%
110	TRANSUA	105	34	32,38%	71	67,62%
112	ANOUMABA	96	31	32,29%	65	67,71%
112	AYAME	96	31	32,29%	65	67,71%
112	FACOBLY	288	93	32,29%	195	67,71%
112	GBOGUHE	96	31	32,29%	65	67,71%
112	GUEYO	96	31	32,29%	65	67,71%

RANG	COMMUNE	NOMBRE DE CANDIDAT-E-S	CANDIDAT-E-S / SEXE			
			FEMMES		HOMMES	
112	KOUASSI-DATEKRO	96	31	32,29%	65	67,71%
112	KOUTO	96	31	32,29%	65	67,71%
112	NASSIAN	96	31	32,29%	65	67,71%
112	OUELLE	96	31	32,29%	65	67,71%
112	TIEMELEKRO	96	31	32,29%	65	67,71%
122	ATTECOUBE	180	58	32,22%	122	67,78%
123	BUYO	140	45	32,14%	95	67,86%
123	GBELEBAN	56	18	32,14%	38	67,86%
123	GUIEMBE	28	9	32,14%	19	67,86%
123	KANIASSO	112	36	32,14%	76	67,86%
123	KOMBORODOUGOU	84	27	32,14%	57	67,86%
123	SEYDOUGOU	56	18	32,14%	38	67,86%
129	FOUMBOLO	128	41	32,03%	87	67,97%
129	GRAND-BEREBY	128	41	32,03%	87	67,97%
129	KOLIA	128	41	32,03%	87	67,97%
129	KOUNAHIRI	128	41	32,03%	87	67,97%
129	OUANINOU	128	41	32,03%	87	67,97%
134	ABENGOUROU	100	32	32,00%	68	68,00%
134	AKOUBE	150	48	32,00%	102	68,00%
134	FERKESSEDOUGOU	100	32	32,00%	68	68,00%
134	SAIOUA	200	64	32,00%	136	68,00%
134	SONGON	100	32	32,00%	68	68,00%
139	BONIEREDOUGOU	160	51	31,88%	109	68,13%
139	KOKOUMBO	160	51	31,88%	109	68,13%
141	MEAGUI	200	63	31,50%	137	68,50%
141	N'DOUCI	200	63	31,50%	137	68,50%
143	AFFERY	70	22	31,43%	48	68,57%
143	ARRAH	140	44	31,43%	96	68,57%
143	ASSUEFRY	105	33	31,43%	72	68,57%
143	BIN HOUYE	70	22	31,43%	48	68,57%
143	BOTRO	105	33	31,43%	72	68,57%
143	BOUNA	105	33	31,43%	72	68,57%
143	DIANRA	105	33	31,43%	72	68,57%
143	DIAWALA	70	22	31,43%	48	68,57%
143	DIEGONEFLA	175	55	31,43%	120	68,57%
143	FRONAN	70	22	31,43%	48	68,57%
143	GOHITAFLA	245	77	31,43%	168	68,57%
143	KANAKONO	70	22	31,43%	48	68,57%
143	MANKONO	140	44	31,43%	96	68,57%
143	OUANGOLODOUGOU	70	22	31,43%	48	68,57%

RANG	COMMUNE	NOMBRE DE CANDIDAT-E-S	CANDIDAT-E-S / SEXE			
			FEMMES		HOMMES	
143	SAKASSOU	105	33	31,43%	72	68,57%
143	TABOU	105	33	31,43%	72	68,57%
143	TENGRELA	140	44	31,43%	96	68,57%
143	ZOUKOUGBEU	70	22	31,43%	48	68,57%
161	DAOUKRO	150	47	31,33%	103	68,67%
161	GUIGLO	150	47	31,33%	103	68,67%
163	ASSINIE-MAFIA	64	20	31,25%	44	68,75%
163	BETTIE	96	30	31,25%	66	68,75%
163	DIABO	96	30	31,25%	66	68,75%
163	DIDIEVI	64	20	31,25%	44	68,75%
163	DIKODOUGOU	64	20	31,25%	44	68,75%
163	DOROPO	64	20	31,25%	44	68,75%
163	GBON	96	30	31,25%	66	68,75%
163	GUINTEGUELA	128	40	31,25%	88	68,75%
163	KANI	64	20	31,25%	44	68,75%
163	KARAKORO	64	20	31,25%	44	68,75%
163	KONG	64	20	31,25%	44	68,75%
163	KOUASSI KOUASSIKRO	96	30	31,25%	66	68,75%
163	MASSALA	32	10	31,25%	22	68,75%
163	MBENGUE	32	10	31,25%	22	68,75%
163	MORONDO	64	20	31,25%	44	68,75%
163	NIABLE	64	20	31,25%	44	68,75%
163	PRIKRO	96	30	31,25%	66	68,75%
163	SARHALA	64	20	31,25%	44	68,75%
163	SIFIE	64	20	31,25%	44	68,75%
163	TAI	64	20	31,25%	44	68,75%
163	TIAPOUM	64	20	31,25%	44	68,75%
163	TIE N'DIEKRO	96	30	31,25%	66	68,75%
163	TIENKO	32	10	31,25%	22	68,75%
163	ZIKISSO	64	20	31,25%	44	68,75%
187	KORHOGO	180	56	31,11%	124	68,89%
188	BONDOUKOU	300	93	31,00%	207	69,00%
189	BOROTOU	84	26	30,95%	58	69,05%
189	KOUMBALA	84	26	30,95%	58	69,05%
191	ISSIA	250	77	30,80%	173	69,20%
192	GOULIA	160	49	30,63%	111	69,38%
193	DALOA	180	55	30,56%	125	69,44%
194	TANDA	105	32	30,48%	73	69,52%
195	BASSAWA	56	17	30,36%	39	69,64%
195	DIOLATIEDOUGOU	56	17	30,36%	39	69,64%

RANG	COMMUNE	NOMBRE DE CANDIDAT-E-S	CANDIDAT-E-S / SEXE			
			FEMMES		HOMMES	
195	DUALLA	56	17	30,36%	39	69,64%
195	NIOFOIN	56	17	30,36%	39	69,64%
195	SAMATIGUILA	56	17	30,36%	39	69,64%
195	SATAMA-SOKOURA	56	17	30,36%	39	69,64%
201	AGNIBILEKROU	100	30	30,00%	70	70,00%
	TOTAL GENERAL	30 084	10 235	34,02%	19 849	65,98%

CLASSEMENT DES REGIONS PAR % DE FEMMES ELUES

RANG	REGION	NOMBRE D'ELU-E-S	ELU-E-S / SEXE			
			FEMMES		HOMMES	
1	BAFING	35	14	40,00%	21	60,00%
1	CAVALLY	55	22	40,00%	33	60,00%
1	INDENIE-DJUABLIN	55	22	40,00%	33	60,00%
4	LOH-DJIBOUA	70	25	35,71%	45	64,29%
5	HAMBOL	55	19	34,55%	36	65,45%
6	GOH	65	22	33,85%	43	66,15%
7	TONKPI	80	27	33,75%	53	66,25%
8	HAUT- SASSANDRA	90	30	33,33%	60	66,67%
9	GUEMON	65	21	32,31%	44	67,69%
9	MARAHOUÉ	65	21	32,31%	44	67,69%
11	BAGOUE	50	16	32,00%	34	68,00%
11	BERE	50	16	32,00%	34	68,00%
11	GRANDS PONTS	50	16	32,00%	34	68,00%
14	FOLON	35	11	31,43%	24	68,57%
14	KABADOUGOU	35	11	31,43%	24	68,57%
14	N'ZI	35	11	31,43%	24	68,57%
14	SAN PEDRO	70	22	31,43%	48	68,57%
18	GBEKE	80	25	31,25%	55	68,75%
19	BELIER	45	14	31,11%	31	68,89%
19	BOUNKANI	45	14	31,11%	31	68,89%
19	IFFOU	45	14	31,11%	31	68,89%
19	MORONOU	45	14	31,11%	31	68,89%
19	WORODOUGOU	45	14	31,11%	31	68,89%
24	LA ME	55	17	30,91%	38	69,09%
24	TCHOLOGO	55	17	30,91%	38	69,09%
26	AGNEBY-TIASSA	60	18	30,00%	42	70,00%
26	GBOKLE	50	15	30,00%	35	70,00%
26	NAWA	70	21	30,00%	49	70,00%
26	PORO	70	21	30,00%	49	70,00%
26	SUD-COMOE	60	18	30,00%	42	70,00%
31	GONTOUGO	65	19	29,23%	46	70,77%
#N/A	TOTAL GENERAL	1 750	567	32,40%	1 183	67,60%

CLASSEMENT DES COMMUNES PAR % DE FEMMES ELUES

RANG	COMMUNE	NOMBRE D'ELU-E-S	ELU-E-S / SEXE			
			FEMMES		HOMMES	
1	ODIENNE	50	24	48,00%	26	52,00%
2	FRESCO	32	15	46,88%	17	53,13%
3	BOUAKE	65	30	46,15%	35	53,85%
4	TOUMODI	50	22	44,00%	28	56,00%
5	OUANINOU	32	14	43,75%	18	56,25%
6	DUEKOUE	55	24	43,64%	31	56,36%
7	BONGOUANOU	35	15	42,86%	20	57,14%
7	KOONAN	28	12	42,86%	16	57,14%
7	PLATEAU	28	12	42,86%	16	57,14%
7	SEGUELON	28	12	42,86%	16	57,14%
11	DJIBROSSO	32	13	40,63%	19	59,38%
11	GUEYO	32	13	40,63%	19	59,38%
13	M'BATTO	35	14	40,00%	21	60,00%
14	BAKO	28	11	39,29%	17	60,71%
14	DUALLA	28	11	39,29%	17	60,71%
16	ABOBO	75	29	38,67%	46	61,33%
17	BONIEREDOUGOU	32	12	37,50%	20	62,50%
17	GBONNE	32	12	37,50%	20	62,50%
17	KASSERE	32	12	37,50%	20	62,50%
17	LOGOUALE	32	12	37,50%	20	62,50%
17	MAYO	32	12	37,50%	20	62,50%
17	SIPILOU	32	12	37,50%	20	62,50%
17	TAABO	32	12	37,50%	20	62,50%
17	TIEMELEKRO	32	12	37,50%	20	62,50%
17	TOULEPLEU	32	12	37,50%	20	62,50%
26	GOHITAFLA	35	13	37,14%	22	62,86%
27	KOUMASSI	60	22	36,67%	38	63,33%
28	ADZOPE	50	18	36,00%	32	64,00%
29	BOROTOU	28	10	35,71%	18	64,29%
29	DIOLATIEDOUGOU	28	10	35,71%	18	64,29%
29	SEYDOUGOU	28	10	35,71%	18	64,29%
32	MARCORY	55	19	34,55%	36	65,45%
32	SOUBRE	55	19	34,55%	36	65,45%
34	BODOKRO	32	11	34,38%	21	65,63%
34	BOOKO	32	11	34,38%	21	65,63%
34	ETTROKRO	32	11	34,38%	21	65,63%

RANG	COMMUNE	NOMBRE D'ELU-E-S	ELU-E-S / SEXE			
			FEMMES		HOMMES	
34	FOUMBOLO	32	11	34,38%	21	65,63%
34	GBOGUHE	32	11	34,38%	21	65,63%
34	GOULIA	32	11	34,38%	21	65,63%
34	KARAKORO	32	11	34,38%	21	65,63%
34	KONGASSO	32	11	34,38%	21	65,63%
34	RUBINO	32	11	34,38%	21	65,63%
34	SANDEGUE	32	11	34,38%	21	65,63%
34	TAFIRE	32	11	34,38%	21	65,63%
34	TORTIYA	32	11	34,38%	21	65,63%
34	WOROFILA	32	11	34,38%	21	65,63%
47	AFFERY	35	12	34,29%	23	65,71%
47	AGOU	35	12	34,29%	23	65,71%
47	AZAGUIE	35	12	34,29%	23	65,71%
47	BANGOLO	35	12	34,29%	23	65,71%
47	BEDIALA	35	12	34,29%	23	65,71%
47	BIN HOUYE	35	12	34,29%	23	65,71%
47	BOUNDIALI	35	12	34,29%	23	65,71%
47	DJEBONOUA	35	12	34,29%	23	65,71%
47	GRAND-ZATTRY	35	12	34,29%	23	65,71%
47	GUIBEROUA	35	12	34,29%	23	65,71%
47	GUITRY	35	12	34,29%	23	65,71%
47	OURAGAHIO	35	12	34,29%	23	65,71%
47	TABOU	35	12	34,29%	23	65,71%
47	TOUBA	35	12	34,29%	23	65,71%
61	GUIGLO	50	17	34,00%	33	66,00%
61	SAIOUA	50	17	34,00%	33	66,00%
63	SAN-PEDRO	60	20	33,33%	40	66,67%
64	DIVO	55	18	32,73%	37	67,27%
65	COCODY	65	21	32,31%	44	67,69%
66	BASSAWA	28	9	32,14%	19	67,86%
66	GBELEBAN	28	9	32,14%	19	67,86%
66	KANIASSO	28	9	32,14%	19	67,86%
66	KOMBORODOUGOU	28	9	32,14%	19	67,86%
66	KORO	28	9	32,14%	19	67,86%
66	NIOFOIN	28	9	32,14%	19	67,86%
66	SAMATIGUILA	28	9	32,14%	19	67,86%
66	SATAMA-SOKORO	28	9	32,14%	19	67,86%
66	SATAMA-SOKOURA	28	9	32,14%	19	67,86%
76	ABENGOUROU	50	16	32,00%	34	68,00%
76	ABOISSO	50	16	32,00%	34	68,00%

RANG	COMMUNE	NOMBRE D'ELU-E-S	ELU-E-S / SEXE			
			FEMMES		HOMMES	
76	AGBOVILLE	50	16	32,00%	34	68,00%
76	AGNIBILEKROU	50	16	32,00%	34	68,00%
76	AKOUBE	50	16	32,00%	34	68,00%
76	BOUAFLE	50	16	32,00%	34	68,00%
76	DANANE	50	16	32,00%	34	68,00%
76	FERKESSEDOUGOU	50	16	32,00%	34	68,00%
76	GRAND-BASSAM	50	16	32,00%	34	68,00%
76	ISSIA	50	16	32,00%	34	68,00%
76	KATIOLA	50	16	32,00%	34	68,00%
76	N'DOUCI	50	16	32,00%	34	68,00%
76	SEGUELA	50	16	32,00%	34	68,00%
76	SONGON	50	16	32,00%	34	68,00%
76	YOPOUGON	75	24	32,00%	51	68,00%
76	ZOUAN-HOUNIEN	50	16	32,00%	34	68,00%
92	ADJAME	60	19	31,67%	41	68,33%
92	ATTECOUBE	60	19	31,67%	41	68,33%
92	YAMOUSOUKRO	60	19	31,67%	41	68,33%
95	ADIAKE	35	11	31,43%	24	68,57%
95	ARRAH	35	11	31,43%	24	68,57%
95	BEOUMI	35	11	31,43%	24	68,57%
95	BOTRO	35	11	31,43%	24	68,57%
95	BOUNA	35	11	31,43%	24	68,57%
95	BUYO	35	11	31,43%	24	68,57%
95	DABAKALA	35	11	31,43%	24	68,57%
95	DIANRA	35	11	31,43%	24	68,57%
95	DIAWALA	35	11	31,43%	24	68,57%
95	FRONAN	35	11	31,43%	24	68,57%
95	GRABO	35	11	31,43%	24	68,57%
95	GRAND-LAHOUE	35	11	31,43%	24	68,57%
95	JACQUEVILLE	35	11	31,43%	24	68,57%
95	KANAKONO	35	11	31,43%	24	68,57%
95	KOUIBLY	35	11	31,43%	24	68,57%
95	NIAKARAMADOUGOU	35	11	31,43%	24	68,57%
95	NIELLE	35	11	31,43%	24	68,57%
95	OUANGOLODOUGOU	35	11	31,43%	24	68,57%
95	OUME	35	11	31,43%	24	68,57%
95	SAKASSOU	35	11	31,43%	24	68,57%
95	SANGOUINE	35	11	31,43%	24	68,57%
95	SASSANDRA	35	11	31,43%	24	68,57%
95	TIASSALE	35	11	31,43%	24	68,57%

RANG	COMMUNE	NOMBRE D'ELU-E-S	ELU-E-S / SEXE			
			FEMMES		HOMMES	
95	TIEBISSOU	35	11	31,43%	24	68,57%
95	YAKASSE-ATTOBROU	35	11	31,43%	24	68,57%
95	ZOUKOUGBEU	35	11	31,43%	24	68,57%
121	ASSINIE-MAFIA	32	10	31,25%	22	68,75%
121	AYAME	32	10	31,25%	22	68,75%
121	BETTIE	32	10	31,25%	22	68,75%
121	BOCANDA	32	10	31,25%	22	68,75%
121	BROBO	32	10	31,25%	22	68,75%
121	DIABO	32	10	31,25%	22	68,75%
121	DIDIEVI	32	10	31,25%	22	68,75%
121	DIKODOUGOU	32	10	31,25%	22	68,75%
121	DJEKANOU	32	10	31,25%	22	68,75%
121	DOROPO	32	10	31,25%	22	68,75%
121	GBON	32	10	31,25%	22	68,75%
121	GUINTEGUELA	32	10	31,25%	22	68,75%
121	KANI	32	10	31,25%	22	68,75%
121	KONG	32	10	31,25%	22	68,75%
121	KOUASSI KOUASSIKRO	32	10	31,25%	22	68,75%
121	KOUNAHIRI	32	10	31,25%	22	68,75%
121	KOUN-FAO	32	10	31,25%	22	68,75%
121	MADINANI	32	10	31,25%	22	68,75%
121	MASSALA	32	10	31,25%	22	68,75%
121	M'BAHIAKRO	32	10	31,25%	22	68,75%
121	MBENGUE	32	10	31,25%	22	68,75%
121	MINIGNAN	32	10	31,25%	22	68,75%
121	MORONDO	32	10	31,25%	22	68,75%
121	NAPIE	32	10	31,25%	22	68,75%
121	NASSIAN	32	10	31,25%	22	68,75%
121	NIABLE	32	10	31,25%	22	68,75%
121	OUELLE	32	10	31,25%	22	68,75%
121	PRIKRO	32	10	31,25%	22	68,75%
121	SARHALA	32	10	31,25%	22	68,75%
121	SIRASSO	32	10	31,25%	22	68,75%
121	TEHINI	32	10	31,25%	22	68,75%
121	TIAPOUM	32	10	31,25%	22	68,75%
121	TIE N'DIEKRO	32	10	31,25%	22	68,75%
121	TIEME	32	10	31,25%	22	68,75%
121	TIENINGBOUE	32	10	31,25%	22	68,75%
121	TIENKO	32	10	31,25%	22	68,75%
121	TIORONARADOUGOU	32	10	31,25%	22	68,75%

RANG	COMMUNE	NOMBRE D'ELU-E-S	ELU-E-S / SEXE			
			FEMMES		HOMMES	
121	ZIKISSO	32	10	31,25%	22	68,75%
159	MAN	55	17	30,91%	38	69,09%
160	PORT-BOUET	65	20	30,77%	45	69,23%
161	ANYAMA	60	18	30,00%	42	70,00%
161	BLOLEQUIN	50	15	30,00%	35	70,00%
161	BONDOUKOU	50	15	30,00%	35	70,00%
161	BONON	50	15	30,00%	35	70,00%
161	BONOUA	50	15	30,00%	35	70,00%
161	DABOU	50	15	30,00%	35	70,00%
161	DALOA	60	18	30,00%	42	70,00%
161	HIRE	50	15	30,00%	35	70,00%
161	KORHOGO	60	18	30,00%	42	70,00%
161	LAKOTA	50	15	30,00%	35	70,00%
161	MEAGUI	50	15	30,00%	35	70,00%
161	SIKENSI	50	15	30,00%	35	70,00%
161	SINFRA	50	15	30,00%	35	70,00%
161	TREICHVILLE	50	15	30,00%	35	70,00%
161	VAVOUA	50	15	30,00%	35	70,00%
176	BINGERVILLE	55	16	29,09%	39	70,91%
176	GAGNOA	55	16	29,09%	39	70,91%
178	ALEPE	35	10	28,57%	25	71,43%
178	ASSUEFRY	35	10	28,57%	25	71,43%
178	BIANKOUMA	35	10	28,57%	25	71,43%
178	DIMBOKRO	35	10	28,57%	25	71,43%
66	GUIEMBE	28	9	32,14%	19	67,86%
178	KOUMBALA	28	8	28,57%	20	71,43%
178	MANKONO	35	10	28,57%	25	71,43%
178	SINEMATIALI	35	10	28,57%	25	71,43%
178	TANDA	35	10	28,57%	25	71,43%
178	TENGRELA	35	10	28,57%	25	71,43%
178	TRANSUA	35	10	28,57%	25	71,43%
188	ANOUMABA	32	9	28,13%	23	71,88%
188	ATTIEGOUAKRO	32	9	28,13%	23	71,88%
188	FACOBLY	32	9	28,13%	23	71,88%
188	GRAND-BEREBY	32	9	28,13%	23	71,88%
188	KOKOUMBO	32	9	28,13%	23	71,88%
188	KOLIA	32	9	28,13%	23	71,88%
188	KOUASSI-DATEKRO	32	9	28,13%	23	71,88%
188	KOUTO	32	9	28,13%	23	71,88%
188	MAFERE	32	9	28,13%	23	71,88%

RANG	COMMUNE	NOMBRE D'ELU-E-S	ELU-E-S / SEXE			
			FEMMES		HOMMES	
188	SIFIE	32	9	28,13%	23	71,88%
188	TAI	32	9	28,13%	23	71,88%
199	DAOUKRO	50	14	28,00%	36	72,00%
200	DIEGONEFLA	35	9	25,71%	26	74,29%
200	ZUENOULA	35	9	25,71%	26	74,29%
	TOTAL GENERAL	7 682	2 513	32,71%	5 169	67,29%



ELECTIONS DES CONSEILLER-E-S REGIONAUX-NALES, DES DES CONSEILLER-E-S MUNICIPAUX-PALES ET DES SENATEURS-TRICES

SCRUTINS DU 02 SEPTEMBRE, DU 16 SEPTEMBRE ET DU 02 DECEMBRE 2023

STATISTIQUES DES DOSSIERS DE CANDIDATURES REJETES

ELECTIONS	NOMBRE DOSSIERS DE CANDIDATURE REJETES	NOMBRE DOSSIERS DE CANDIDATURES REJETES POUR NON RESPECT DU QUOTA DE FEMMES OU DEFAUT D'ALTERNANCE H/F
ELECTION DES CONSEILLER-E-S REGIONAUX-NALES	1	0
ELECTION DES CONSEILLER-E-S MUNICIPAUX-PALES	9	2
ELECTION DES SENATEURS-TRICES	8	0
TOTAL GENERAL	18	2